

**Hormann canopy garage door, up to 8' wide only. For automated door, see Retractable Mechanism below.**



View of rear of Hormann canopy door. Door shown on factory fitted steel frame, ready for quick and easy on-site installation. All mechanism mounted onto "goalpost" frame. Not ideal for automation.



Picture shows Hormann internal lock/handle. Factory fitted 2 point locking. Eurolock system with 2 keys provided. Door can be locked and unlocked from inside or outside. Upgrade to 4 point locking available at little extra cost.



Die-cast alloy cable drums with deep grooves guide the 2.4mm thick cables



Anti-fall safeguard arrests the door in the rare event of a cable or spring breaking.



Hormann hard PVC latches in tough die-cast housings engage automatically and quietly at either side into steel latch keeps.

## Hormann retractable garage door



View of rear of retractable door. Door shown on factory fitted steel frame ready for quick and easy on-site installation. Side mounted spring clusters counterbalance the door. Wall/Ceiling mounted tracks guide the door back into the garage. Ideal for automation



Neat and comfortable external handle. Eurolock system with 2 keys provided. Factory fitted 2 point locking. Upgrade to 4 point locking available at little extra cost. Black handle comes as standard. Brass/Chrome finishes available at extra cost.




Hormann single retractable door installed onto 70mm x 70mm square timber goalpost frame. Door installed with Hormann Promatic motor, suspended from garage ceiling.




Multiple tension springs. Fully CE compliant. Multiple springs give extra safe and smooth action. Fine coils offer finger trap protection.

## GRP door glazings


Door designs 2041 and 2042 are available with plain, diamond and square design glazing with translucent or smoked pane. Design 2044 Stamford is available with translucent, smoked or black pane.



Plain



Crossed



Diamond



Stamford